

Individual Remote Education Guidelines for Parents/Carers

October 2020

Remote education is the provision which is put in place by the school when: a class, group, small number of pupils or an individual pupil needs to self-isolate due to Coronavirus symptoms or infection; or there is a local or national lockdown requiring pupils to remain at home. Children who are at home because they are unwell are not expected to engage in remote education until they feel better.

There are two main situations in which a child at Risley Avenue Primary School may need to access remote education:

- i. they are individually isolating at home because they or a member of their household has developed Coronavirus symptoms or infection;
- ii. they are at home due to wider isolating of pupils because a bubble of children or the whole school has had to close as a result of confirmed cases of Coronavirus in the school, or because there is a local or national lockdown.

The school's approach to remote education is therefore outlined in a two-strand approach: Individual Remote Education and Wider Remote Education.

Whilst we continue to develop our full Remote Education Policy (which will include our approach to Wider Remote Education), this document outlines our interim measures for Individual Remote Education, i.e. when a child is individually isolating at home because they or a member of their household has developed Coronavirus symptoms or infection.

Individual Remote Education

Individual remote education will be provided through the resources available via **The Oak National Academy**, which caters for all primary and secondary school pupils including those in the early years. The Oak National Academy provides a bank of around 10,000 free, high-quality lessons and resources combining videos, quizzes and worksheets which are available throughout 2020/21. Created by practising teachers, these cater for children from Early Years Foundation Stage to Year 6 (and beyond to Year 11), as well as specialist lessons for students with special/additional needs. It is very easy to use. Lessons are scheduled across each term, there's no login or password, pupils can access lessons on any device that has access to the internet (e.g. computer, laptop, tablet or smartphone), and they only need materials they can find at home.

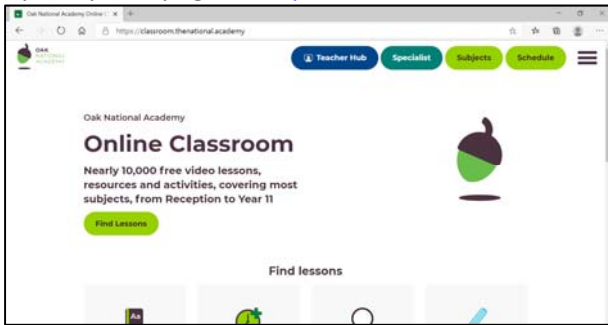
- Parents/carers will need to support their children to access remote education through The Oak National Academy website (<https://classroom.thenationalacademy/>).
- Parents/carers should navigate to the lesson/resources relevant to their child's age and ability, according to the 'Schedule' set out by Oak.
- Children must complete each day one lesson of each of the following:
 - ✓ English (Literacy in EYFS)
 - ✓ Maths
 - ✓ Other (e.g. Geography, Understanding the World) **If your child is off school because they are sick or if you are self-isolating** they will complete work from Other on The Oak National Academy website. **If your child's class, bubble or the school is locked down** the class teacher will post work for **other** subjects (e.g. Geography, Understanding the World) in Google Classroom for the week on a Monday morning by 9:00 a.m.
- Children with Special/Additional Needs should do any lessons from the 'Specialist Classroom' on The Oak National Academy website, according to their needs and preferences.

- Where parents/carers are having difficulty with navigating The Oak National Academy website, they should call the school to ask to speak to the Office for further guidance and support.

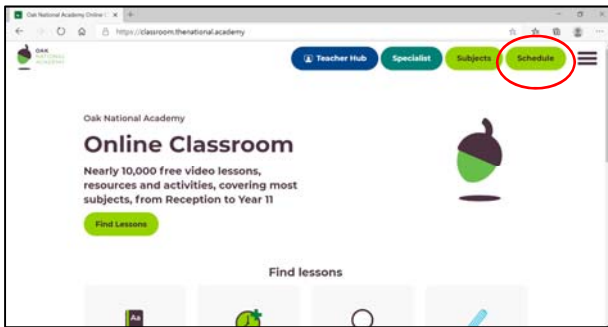
For children with no access to devices or internet we will put in place a plan of alternative support.

Navigating The Oak National Academy Website

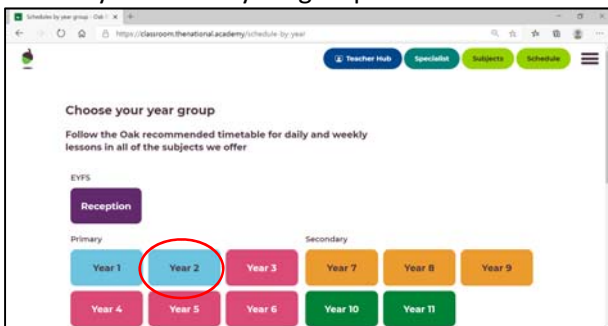
Open up webpage at <https://classroom.thenational.academy/>



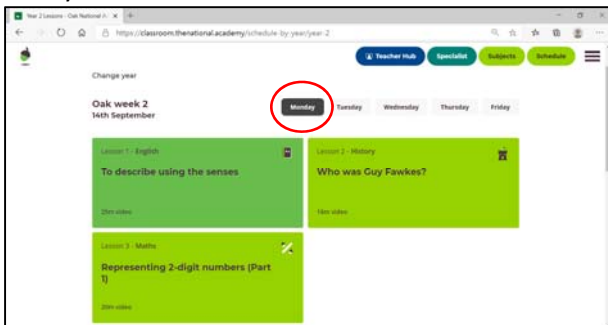
Select 'Schedule'



Choose your child's year group



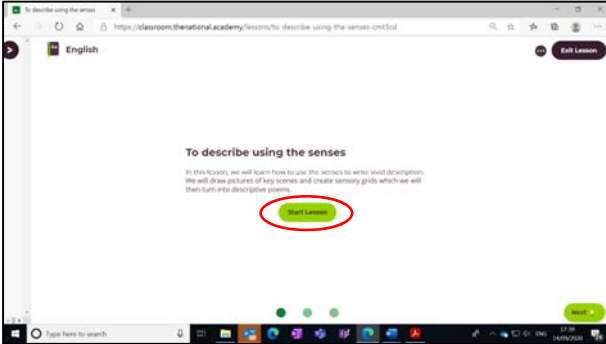
Select Monday - regardless of what day of the week it is, always start on Monday and then continue to work through until your child returns to school



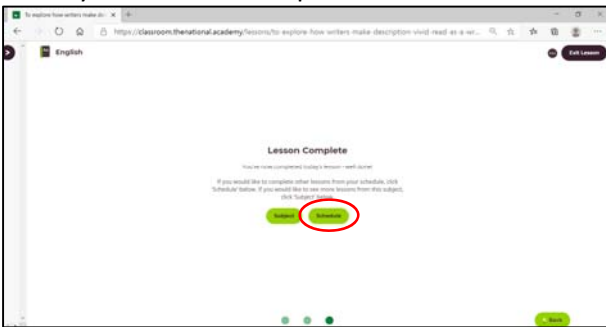
Start with Lesson 1 (and when you've done that work your way through to Lesson 3 for that day)



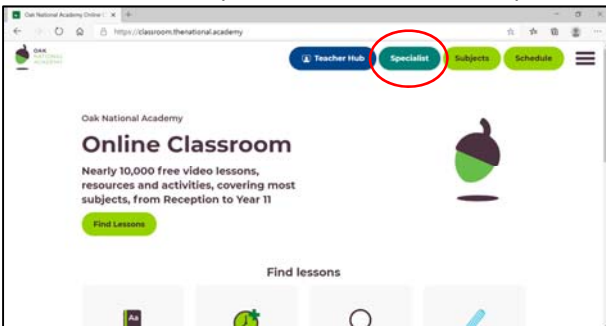
Click on 'Start Lesson' and follow on-screen instructions.



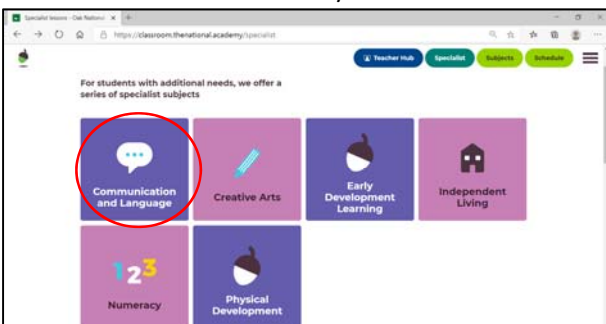
When your lesson is complete remember to return to 'Schedule' and go to the next lesson of that same day.



For children with special/additional needs, please click on 'Specialist' on the home page



Choose an area of relevance/interest and follow the on-screen instructions



For children with special/additional needs, they also offer a number of therapy-based lessons and resources across occupational, physical, sensory and speech and language.

