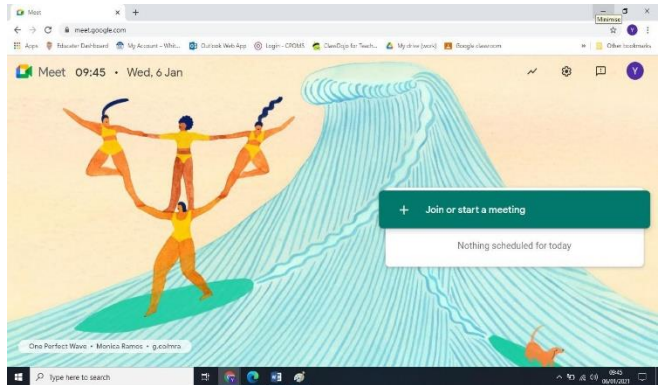


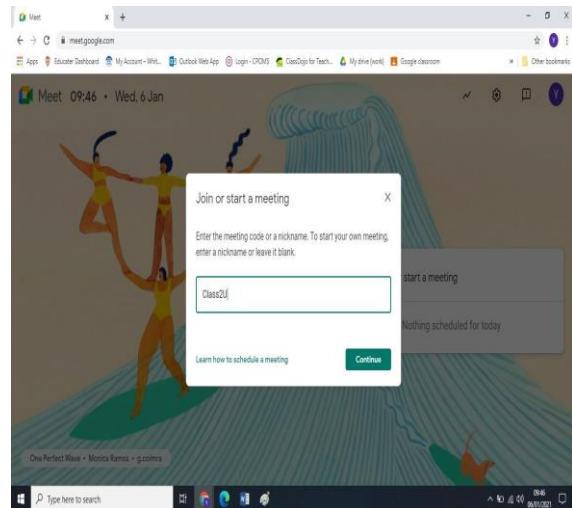
# Step by step to Google meet

1. Go to

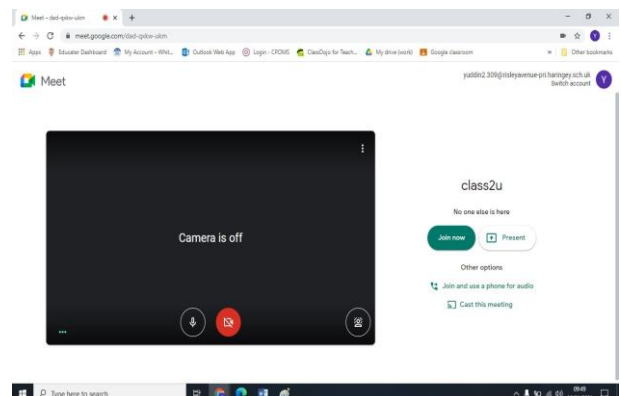
<https://meet.google.com>



2. Then click on Join or Start Meeting. And add your Class Name and click on Continue.



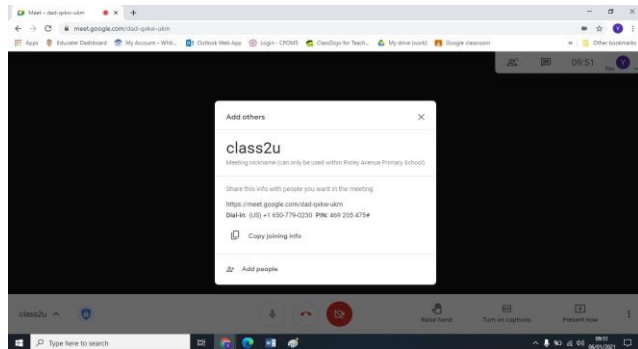
3. Turn your camera and Microphone ON. Then click on Join Now.



4. Click on Copy Joining Info and paste it to Class Dojo, for pupils to join.

5. The link will look something like this url: <https://meet.google.com/dad-qxkw-ukm>  
Pupils will need to be signed in with their School account to Join the session.

6. To share your screen, Click on Present Now.



7. You can share your entire window, a window or a Tab, then click on SHARE.

